

# Solutions for your Holiday and Leisure Park

**HEYND**

ENVIRONMENTAL



# How we can help?

Heyn Environmental has built a strong reputation for premium quality products and excellent customer service giving our customers confidence in our ability to deliver. Supplying products to the tourism industry for over 18 years, we have built a strong and trusted partnership with many sites across the UK and Ireland.

## OUR CORE PRODUCT RANGE INCLUDES:

- ▶ Wheeled and Litter Bins
- ▶ Recycling Products
- ▶ Compost Bins and Water Butts
- ▶ Street Furniture
- ▶ Traffic Management Products
- ▶ Landscaping Solutions
- ▶ Materials Handling Solutions

## Adapting your business to follow the new SIMPLER RECYCLING legislation

All businesses and other non-household premises with 10 or more Full Time Equivalent Employees (FTE) must separate plastic, paper and card, glass, metals (cans, tins and foil) and food waste from general waste, saving valuable resources from going to waste and supporting the circular economy in the UK.

Meaning any business or workplace premises that generates waste that is similar in nature and composition to household waste must follow these rules across their operations. This includes all relevant non-domestic premises, such as, offices, hospitality, such as cafés, restaurants, caravan sites and hotels.

## What does it mean for your business?

This landmark policy aims to significantly improve waste management practices and reduce environmental impact. The legislation will implement stricter measures across businesses, individuals, and municipalities to promote recycling, reduce landfill waste, and combat plastic pollution.

Coming into affect on March 31st 2025, Heyn Environmental are here to help make the transition easier and quicker for your business

# Recycling



## Envirobin 100 recycling bin

The Envirobin 100 Litre Recycling Bin is the 'pioneering' recycling solution from Leafield and is a popular classic widely used by countless customers worldwide.

Available as a general waste bin, paper recycling bin, food waste recycling bin, mixed recycling bin, confidential paper recycling bin, aluminium cans recycling bin and plastics recycling bin.

Specification			
Capacity	Height	Width	Depth
100 L	800mm	445mm	445mm



## Envirobin Maxi 140 Litre Recycling Bin

The Envirobin Maxi 140 Litre Bin offers a range of options for waste collection for both indoor and outdoor use.

Available as a general waste bin, paper recycling bin, mixed recycling bin, confidential paper recycling bin, aluminium cans recycling bin and plastics recycling bin

Specification			
Capacity	Height	Width	Depth
140L	1220mm	550mm	445mm



## C-Bin recycling units

The C-Bin is an internal recycling unit available with either a 60 or 80-litre capacity. The bin features a hinged lift up lid and a removable body that can be lifted out for emptying or cleaning. For added security in high-security areas, a push lock can be fitted to the lid.

As standard, the C-Bin's frame is powder-coated in silver with the body available in the same colour or with a transparent polycarbonate plastic body. Both body finishes feature high corrosion and abrasion resistance and they are also fire retardant.

Specification			
Capacity	Height	Width	Depth
60L	760mm	320mm	330mm
80L	910mm	320mm	330mm



## EcoSort Midi and Maxi Recycling Bin with interchangeable lids

EcoSort™ is the ideal solution for workplace recycling, offering customers a unique and fully flexible recycling system, in line with WRAP colour guidelines.

EcoSort's contemporary and slim design ensures that they sit comfortably in any office environment, whilst their narrow footprint makes efficient use of limited space. The EcoSort™ Recycling System enables the collection of several different material streams, allowing waste to be separated at source.

Specification			
Capacity	Height	Width	Depth
60L	600mm	276mm	590mm
70L	755mm	276mm	590mm

6 different styles of lids to choose from, Paper Slot, Can/bottle aperture, Secure Lid, Swing Lids, Frame Lid and Grab Lid



## Combin Office Recycling Bin (5 Pk)

Flat-packed recycling at a great price, each Combin comes with a durable corrugated plastic lid which prolongs the life of the bin and resists liquids. The cardboard base is strong and functional. Each pack of 5 Combins comes with 25 pictogram stickers (5 of each: General Waste, Mixed Recycling, Plastic Bottles, Cans and Paper).

The pack of 5 Combins comes in a slim, easy to store box and assembly is simple and fast.

Specification			
Capacity	Height	Width	Depth
60L	700mm	280mm	40mm



Confidential Waste

## Confidential Waste Cabinet with internal sack and locked door

Secure lockable office console cabinets for the storage of confidential paper materials for collection or secure shredding. Available in two sizes - standard and junior and also in a range of colours including beech, maple, black, white and grey

The heavy duty sacks that fit nicely inside the consoles. The sacks are easily hooked into the console and are available either made from a heavy duty nylon or poly propylene.

Specification			
Size	Height	Width	Depth
Junior	635mm	500mm	500mm
Standard	900mm	500mm	500mm



### Kitchen Food Waste Caddy with Bio Bags

The perfect solution for collecting food waste in the home or office.

The solid caddies can be used with or without a compostable bio bag.

The caddies have a wide landscape aperture, perfect for scraping the food waste directly inside. The tough single piece handle makes it easy to carry and the close-fitting lid to keep contents concealed and odours minimised,

Specification			
Capacity	Height	Width	Depth
5L	205mm	250mm	205mm
7L	234mm	252mm	229mm



### Garden Lake 200 Litre Water Butt

Made from recycled plastic, this 200L Garden Lake Water Butt is a durable, has a wood grain and barrel banding effects and comes complete with a child-resistant lid and easy-twist tap.

This green water butt comes with a five year guarantee and is perfect for collecting water to recycle in your garden, and will save you some money on your water bill!

Specification				
Capacity	Height w/Stand	Height no Stand	Bottom Width	Top Width
200L	1220mm	900mm	480mm	680mm



### 220 and 330 Litre Compost Converter Bin

The Compost Converter is the UK's best selling home composting container with more than 3 million units supplied. Easy and simple to use, the Converter is a great way of turning most kitchen and garden waste into a rich soil conditioner.

Available in two sizes; the compact 220 and the large 330 litres. Composters are available in either green or black, both with black side hatch.

Specification		
Capacity	Height	Diameter
220L	900mm	740mm
330L	1000mm	800mm

# Litter Bins



### Consort Litter Bin

The Consort Hooded Bin is popular in playgrounds and other outdoor areas and is one of the top selling plastic litter bins in the range is ideal due to its easy to wipe clean surface, colour options and strong, durable materials.

Available in a range of bright colours and the option of a 85 Litre steel liner or a 100 Litre black plastic liner.

Specification		
Capacity	Height	Diameter
85 - 100L	1075mm	560mm



### Economy Monarch Litter Bin

This great value internal or outdoor litter bin comes in five different colours and holds 114 litres of waste. The Economy Monarch has a sack retention belt to hold the bag in place and is easy to empty. No other liners are available. Easy to clean surface and easy walk-by access.

Specification		
Capacity	Height	Diameter
114 L	810mm	500mm



### Heritage Dome Litter Bin

This modern economy bin is suitable for external use with its durable materials and double aperture providing easy walk-by access.

Available with 130 Litre sack retention as standard it has a massive capacity and a secure key locking facility. Also available with a 110 Litre steel or plastic liner

Specification		
Capacity	Height	Diameter
110 - 130 L	981mm	522mm



### Metro Hooded Litter Bin

The Metro Hooded Litter Bin combines modern styling with a compact 470mm footprint, making it ideal for space-restricted areas. Its double aperture design allows convenient “walk-by” disposal from both sides, while the enhanced double-wall hood structure ensures ultimate rigidity and durability.

Available with 120 Litre sack retention as standard it has a massive capacity and a secure key locking facility. Also available with a 85 Litre steel liner or a 100 Litre plastic liner

Specification		
Capacity	Height	Diameter
85 - 120 L	1097mm	547mm



### Octaplus Jumbo/Maxi/Midi Litter Bin

The Octaplus Litter Bin is a durable and versatile solution, available in three sizes: Midi (95L), Maxi (140L), and Jumbo (150L). Designed for both internal and external use, its hard-wearing construction makes it ideal for schools and garage forecourts. With 4-way apertures, the bin allows convenient all-round access for waste disposal. It features a tamper-resistant locking system and a lift-off lid for easy access to the liner. Optional plastic or steel liners are available to suit various needs.

Specification		
Capacity	Height	Diameter
95 L	960mm	450mm
140 L	1025mm	575mm
150 L	1025mm	575mm



### Super Monarch 85 Litres Litter Bin

The Super Monarch Litter Bin offers great value with its simple yet attractive design, making it a perfect fit for any environment. Manufactured from durable medium-density polyethylene, it is suitable for both indoor and outdoor use. Its open-top design provides convenient “walk-by” access for easy waste disposal. The bin comes with a drop-in plastic liner as standard, with an optional galvanised liner also available. Available in a variety of colours, it features smooth, easy-to-clean surfaces for low-maintenance upkeep.

Specification		
Capacity	Height	Diameter
85 L	810mm	500mm



### Heritage Round Hooded Litter Bin

The Heritage Round Litter Bin combines a classic style with a generous 100 litre capacity, making it ideal for high-traffic areas such as town and city centres. Manufactured from durable medium-density polyethylene, it features two large apertures for easy “walk-by” access. A secure key locking facility and lift-off lid provide all-round access for convenient maintenance. The bin comes with a plastic liner as standard, with an optional galvanized liner available. An integral ballast cartridge is included for added stability (concrete ballast not included), and elegant gold banding adds a touch of sophistication.

Specification		
Capacity	Height	Diameter
100 L	1071mm	570mm



### Heritage Open Litter Bin

The Heritage Open 100 Litter Bin, features a timeless classic style that complements various settings. Its open design allows for easy “walk-by” access, while a secure key locking facility ensures safety. The lift-off lid provides all-round access to the liner for quick and efficient maintenance. An integral ballast cartridge is included for stability, and the bin is finished with gold banding and a secure lock for added elegance and functionality.

Specification		
Capacity	Height	Diameter
100 L	840mm	642mm



### Heritage Square Hooded Litter Bin

The Heritage Square Litter Bin is a popular choice, known for its traditional style and customisable signage options. With a generous 130-litre volume and 110-litre liner capacity, it's perfect for high-traffic areas. Its four-way apertures offer convenient all-round access, while the enhanced double-wall structure ensures maximum rigidity and durability. The slam-shut door, equipped with a four-point latch, provides added security. Designed with an anti-fly poster ribbed surface to deter fly posting, the bin also features a diagonal hinged door for easy, no-lift access.

Specification			
Capacity	Height	Width	Depth
110 - 130 L	1156mm	580mm	580mm



### DIN post Mounted Litter Bin

50 litre capacity litter bin manufactured according to DIN standard specifications using high-density polyethylene, with solid colours and stabilised against the effects of water and UV rays, giving it great lightness and resistance to weathering. Its smooth shape prevents dirt from accumulating and facilitates cleaning, incorporating important benefits such as greater body resistance, secure locking, and ease of use by maintenance staff.

The upper part consists of a cowl top attached to the rear support plate. The opening is positioned to prevent water entering, and stops waste being visible from the outside.

Specification			
Capacity	Height	Width	Depth
50 L	746mm	430mm	340mm



### Disposable Dog Waste Glove Dispenser

The Dog Glove™ Dispenser has become a common sight in countless parks across Britain. With its straightforward installation and user-friendly interface, these dispensers have become indispensable in the ongoing battle against dog-related pollution.

The unique design of the dispenser allows only one bag at a time to be pulled out preventing any wastage problems made from durable Zintec steel that resists rust, the dispenser is weatherproof and vandal resistant (to an extent)

The front access, equipped with a locking mechanism, allows for easy refilling. The dispenser can be effortlessly mounted on a post, wall, building, or dog bin.

Specification		
Height	Width	Depth
50 L	746mm	430mm



Metal Bin with liner

### MLB/90 Slimline Steel Litter Bin

In public areas, having a sturdy and reliable litter bin is crucial. The stylish and modern MLB/90 Steel Litter Bin is designed to fit seamlessly in outdoor spaces.

The slimline design makes this unit ideal for narrow walkways and areas with reduce space, and its galvanised steel body means you don't have to worry about the bin rusting away.

Specification			
Capacity	Height	Width	Depth
90 L	910mm	540mm	330mm



Metal Bin with liner

### MLB/112 Steel Litter Bin

In public areas, having a sturdy and reliable litter bin is crucial. The stylish and modern MLB/112 Steel Litter Bin is designed to fit seamlessly in outdoor spaces.

It can hold large quantities of waste, and its galvanised steel body means you don't have to worry about the bin rusting away.

Specification			
Capacity	Height	Width	Depth
112 L	960mm	540mm	540mm

### MiniBuddy Novelty Litter Bins

MiniBuddy Novelty Bins are fun, durable, and practical waste solutions, perfect for both indoor and outdoor use. With their slimline, compact design, they save space while adding a splash of colour to any environment. Ideal for low-volume waste recycling, these cheerful bins feature a hooded top to prevent rainwater from accumulating. Built to last, they are UV-resistant, ensuring long-term durability even in outdoor settings.



Novelty Litter Bin

Specification			
Capacity	Height	Width	Diameter
60 L	808mm	522mm	376mm

### Pencil Shaped Novelty litter bin

Pencil Novelty Bins are compact, space-saving waste solutions with a generous 70-litre capacity, perfect for both indoor and outdoor use. Designed to capture attention, these bins feature a hooded top to prevent rainwater accumulation and are made from tough, durable, weather-resistant materials. The easily accessible aperture is child-friendly, making them ideal for schools or playgrounds. Multiple bins can be grouped neatly together, maximising space efficiency while adding a fun, vibrant touch.



Novelty Litter Bin

Specification		
Capacity	Height	Diameter
70 L	1100mm	460mm

# Industrial Waste Bins



## 660 Litre Continental Galvanised Wheeled Bin

The Taylor 660 Litre, a popular sized container which has a deceptively large capacity in a small footprint. Its slim configuration allows it to fit through a standard doorway, making it ideal for indoor storage or secure collection areas. Compliant with EN840, giving customers confidence in both product quality and safety.

Specification			
Capacity	Height	Width	Depth
660 L	1320mm	1250mm	720mm



## 770 Litre Continental Galvanised Wheeled Bin

The Continental 770 litre offers the perfect medium sized solution for your waste containment needs in compact footprint where access may be an issue and space is limited. Compliant with EN840, giving customers confidence in both product quality and safety.

Specification			
Capacity	Height	Width	Depth
770 L	1350mm	1250mm	785mm



## 1100 Litre Continental Galvanised Wheeled Bin

With over 1.8 million units sold, and in use by UK local authorities, the Continental 1100 litre is the undisputed benchmark for waste and recycling containers. Compliant with EN840, giving customers confidence in both product quality and safety.

Specification			
Capacity	Height	Width	Depth
1100 L	1355mm	1250mm	980mm



## 500 and 1100 Litre Continental Food Waste

The Continental 500 litre is built with quality in mind and is ideal for collecting heavy waste whilst maintaining safety.

The 500 is ideal for dense waste, such as commercial food and glass.

It is also available with Fork Lift Pockets or a Foot Operated Lid as well as a wide range of colours and other options.

Specification			
Capacity	Height	Width	Depth
500 L	1095mm	1290mm	720mm
1000L	1370mm	1250mm	980mm



## 1280 Litre Continental Hot Dipped Galvanised Wheeled Bin

The Continental 1280 litre offers a number of advantages compared to other bins. For example the capacity of the 1280 is significantly increased over an 1100 litre bin while sitting in the same footprint. This allows the collection of more waste without taking up any additional street space. It also means that less frequent collections are needed which allows significant fuel savings and reduced CO2 emissions.

Specification			
Capacity	Height	Width	Depth
1280 L	1430mm	1260mm	985mm



## 1100 Litre Drop Front Continental Wheeled Bin

Drop Front containers are designed to decrease the health and safety risks associated with handling bagged or bulky waste, making them ideal for retail and manufacturing settings. Featuring a double-skinned, UV-resistant rotary-moulded lid with an optional lock, these containers offer a drop panel for easy loading and unloading. The draw-depth and shape of the pressings are optimized to prevent buckling or distortion during impact or when heavily loaded. A sump base ensures rigidity and stability, complete with a standard drain plug.

Specification			
Capacity	Height	Width	Depth
1100 L	1370mm	1250mm	956mm

# CONTENUR

With Contenur's wide range of litter bins, you know that you can put the right container in the right place. Manufactured in compliance with the strictest quality standards, these products are designed to look good and are functional at the same time. Easy to clean, they have been designed to maximise the efficiency and speed of waste collection while being highly damage resistant.



### Two Wheeled Bins- Northern Ireland Only

Our range of Two Wheeled Bins are manufactured from high-density polyethylene and produced using environmentally-friendly materials. Available in a wide range of colours and Litres, they are ideal for general waste collection and the various types of selective waste collection such as paper and cardboard, glass, plastic and packaging. The container has an integrated handle for easy use and comes with 200 mm diameter wheels with polypropylene rims and solid rubber tyres on an electro-galvanised axle. Suitable for DIN or AFNOR standard lifting systems. Product Approval Certificate awarded by TÜV Product Service GmbH in accordance with European Standard EN 840.

Specification			
Capacity	Height	Width	Depth
80L	1003mm	447mm	522mm
120L	1062mm	480mm	554mm
140L	1135mm	480mm	554mm
180L	1166mm	482mm	711mm
240L	1179mm	581mm	735mm
340L	1167mm	620mm	850mm



### 660 Litre Wheeled Bin

The 660 Litre Wheeled Bins have a four-wheeled construction, are manufactured from high-density polyethylene and are produced using environmentally friendly materials. Available in a wide range of colours, they are particularly suitable for larger areas where high quantities of waste are generated. With integrated handles in the body and lid for easy handling, they are fitted with four 200mm solid rubber wheels on a 360° swivelling steel castor bracket as standard. Two of these are individually braked to prevent accidental movement.

Specification			
Capacity	Height	Width	Depth
660 L	1160mm	1370mm	770mm



### 1100 Litre Wheeled Bin

The 1100 Litre Wheeled Bins have a four-wheeled construction, are hard-wearing and functional. Available in a wide range of colours they have been specially designed to facilitate larger areas where high quantities of waste are generated, and where there is sufficient space to accommodate them. They have integrated handles in the body and lid for easy handling and are fitted with four 200mm solid rubber wheels on a 360° swivelling steel castor bracket as standard. Two of these are individually braked to prevent accidental movement.

Specification			
Capacity	Height	Width	Depth
1100 L	1295mm	1370mm	1118mm



### Underground Systems

Our underground waste systems are a modular solution offering flexible and efficient waste collection. They are designed for seamless integration into city centres, social housing schemes and areas of limited space. They are hygienic and easy to wash, guarantee collection efficiency and are designed with the environment in mind. Underground systems are modular, with the possibility of combining both plastic and metal solutions. Safety is paramount and all systems are fitted with safety platforms. Options include rear-load systems, vertical load systems, SCL and disposal columns. Contact Heyn Environmental for a bespoke quotation.



# Wheeled Bin Spare Parts & Accessories

Heyn Environmental offer a wide range of wheeled bin spares for all wheeled bins. Available from various manufacturers including ESE (OTTO), Schaefer, Spider, Storm, Taylor, Contenur, Craemer Kliko, Weber, Sulo and MGB we can supply the right spare part to prolong the life time value of your bin. Please contact us for any wheeled bin spares requirements that you have.

## OUR STOCK OF SPARE PARTS AND ACCESSORIES INCLUDES:

- Castors
- Wheel & axle sets
- Lids & lid pins
- Towing kits
- Plastic universal lid conversion kits
- Recycling apertures
- Drop fronts
- Fork pockets
- Drainage plugs
- Fork mounted wheelie bin handler



# Shelters and Racks



Additional extension bays available to purchase

## Harbledown Cycle Shelter

The Harbledown Cycle Shelter is a free-standing cycle shelter designed for on site assembly, constructed from galvanised steel and PET sheet.

The frame is made entirely from galvanised mild steel; the uprights are 76mm round tube and the roof frame is 50mm square tube. The roof is 4mm PETG UV stabilised clear sheet. A variation of the classic VELOPA Canterbury style shelter, the Harbledown Cycle Shelter provides a core element of a compliant cycle parking solution.

### Specification

Length	Height	Depth
2m, 3m, 4m, 5m	2380mm	3150mm



Additional extension bays available to purchase

## Badby Galvanised Shelter

The Badby shelter is a free-standing, open sided shelter designed for on site assembly, constructed from galvanised mild steel. Complete with Galvanised sheet roof, and side panels. Front to back curved roof.

Other option includes a secure mesh gated front.

Suitable as a cycle shelter. Width of 2m, with lengths from 1-5m, extension bays can be added to achieve the desired shelter length. Bolt down as standard.

### Specification

Length	Height	Depth
1m, 2m, 3m, 4m, 5m	2530mm	2010mm



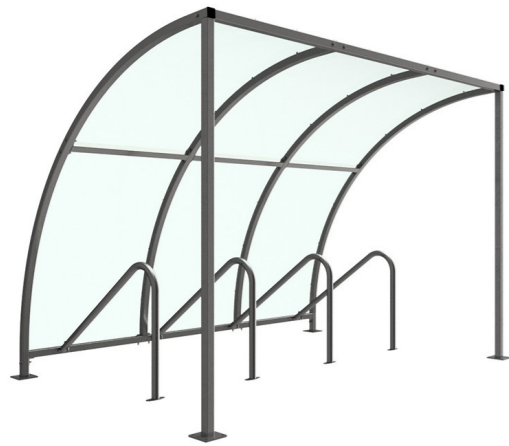
Additional extension bays available to purchase

## Inglewood Shelter

The Inglewood Shelter offers a stylish and functional solution for outdoor spaces, with a free-standing, open-fronted design that is easy to assemble on-site. Crafted from durable galvanised mild steel, it features a sleek, modern look with a clear 4mm PETG sheet roof that provides excellent weather protection while allowing natural light to fill the space. Its standout feature is the elegantly curved side-to-side roof, complemented by half-side panels for UK smoking regulation compliance. Available in lengths from 1m to 5m, the shelter can be extended with additional bays, ensuring a secure and customizable fit for any setting.

### Specification

Length	Height	Depth
1m, 2m, 3m, 4m, 5m	2513mm	3147mm



Additional extension bays available to purchase

### Galvanised VSI Bike Shelter

The Inglewood Shelter offers a stylish and functional solution for outdoor spaces, with a free-standing, open-fronted design that is easy to assemble on-site. Crafted from durable galvanised mild steel, it features a sleek, modern look with a clear 4mm PETG sheet roof that provides excellent weather protection while allowing natural light to fill the space. Its standout feature is the elegantly curved side-to-side roof, complemented by half-side panels for UK smoking regulation compliance. Available in lengths from 1m to 5m, the shelter can be extended with additional bays, ensuring a secure and customizable fit for any setting.

Specification		
Length	Height	Depth
1m, 2m, 3m, 4m, 5m	2513mm	3147mm



### Open Spaces Smoking Shelter

Functional and robust in its design, the open spaces Smoking Shelter provides smokers with protection from the elements whilst complying with both UK & Irish regulations. The frame is manufactured from high-quality aluminium and the side and roof panels are manufactured from UV stable PET sheet. To comply with smoking shelter legislation, only the top half of the side panels are filled with PETG sheet. Available flanged only, the open spaces Smoking Shelter features an adjustable foot to make installation easier on uneven surfaces.

Specification		
Length	Height	Depth
1m, 2m, 3m, 4m, 5m	2330mm	2050mm



Additional extension bays available to purchase

### Bentham Cycle Shelter

The Bentham Cycle Shelter is a free-standing, double sided cycle shelter designed for on site assembly, constructed from galvanised steel and PETG sheet. The frame is made entirely from galvanised mild steel; the uprights are 76mm round tube and the roof frame is 50mm square tube. The roof is 4mm PETG UV stabilised clear sheet. The rolled round tube legs offer an elegant yet strong frame that emphasises the modern aesthetic of the shelter, the Bentham Shelter is an ideal basis for sheltered cycle parking needs in public spaces.

Specification		
Length	Height	Depth
2m, 3m, 4m, 5m	2480mm	3147mm



### Galvanised Steel Frame Trolley Shelter

The perfect product for every retail establishment, the Trolley Shelter will keep your shopping trolleys dry and organised at all times.

With a contemporary modular design, this shelter is designed to fit within a standard car parking space. A single shelter will store up to 36 standard sized trolleys. Extension bays can be added to the shelter to increase the storage available as required.

Manufactured from mild steel and 4mm PETG roofing, all of our trolley shelters are galvanised as standard to ensure their longevity. Available bolt down only.

Specification		
Length	Height	Depth
3970mm	2204mm	2077mm



Additional extension bays available to purchase

### Stratford Shelter with mesh doors

The Stratford shelter is a free-standing shelter with Mesh Doors lockable by padlock (not included) designed for on site assembly, constructed from galvanised mild steel. Complete with a 4mm UV stabilised PETG clear sheet curved roof and end panels. Width of 2m, with lengths from 1-5m, extension bays can be added to achieve the desired shelter length.

Specification		
Length	Height	Depth
1m, 2m, 3m, 4m, 5m	2120mm	2000mm



### Armorgard Forma-Shelta

Forma-Shelta is a purpose-built welfare unit, providing a safe, dedicated area for users against the outside elements. Its unique, quick assembly, flat packed design means that it can be constructed where it's needed most in as little as 10 minutes. Coupled with crane lifting eyes and fork pockets for ease of transportation.

The perfect solution for contractors searching for a sturdy, built to last unit, encouraging users to smoke in designated areas only. Features include an anti-slip floor and fold down bench.

Specification		
Length	Height	Depth
2100mm	2110mm	245mm



### Sheffield Cycle Stand - Fin style

The Fin Cycle Stand offers site owners a secure and stylish cycle stand that complements every architectural style. The hooped design allows cyclists to secure both the frame and wheel of their bicycle to the stand using their own security lock and is suitable for securing two bicycles. Manufactured from galvanised mild steel as standard, the Fin is also available in galvanised and coated and stainless steel finishes; BS or RAL colour codes must be specified at time of order.

The Fin Cycle Stand can be supplied ragged for casting into new concrete or flanged for bolting onto existing concrete.

Specification		
Width	Height	Weight
1020mm	750mm	9kg



### Eco Sheffield Cycle Stand

The Eco Sheffield Cycle Stand is a compact and secure bike storage solution designed to accommodate up to two bicycles, with one bike on each side. Its narrow structure allows users to lock both the wheel and frame securely using their own D-lock or chain, ensuring high levels of security. The stand is available in two installation options: Concrete In, which offers a permanent fixture, or Bolt Down, which requires six 12mm bolts for mounting. Bolts can be purchased separately. Additionally, the stand can be colour-coated to match specific preferences, though this option may extend the delivery lead time

Specification		
Width	Height	Weight
340mm	750mm	8kg



### Wall Mounted Steel Bicycle Racks

The Wall Mounted Bicycle Racks, are a versatile and space-saving solution for securely storing bikes in various locations such as homes, company bicycle parks, public spaces, commercial buildings, and schools. These racks feature an adjustable design that can pivot through 180 degrees, offering flexibility to suit different spaces. Constructed from durable zinc-plated steel, they are suitable for bikes with a tire width of up to 50mm. The racks come fully assembled for easy installation and include wall fixings, making them simple to mount and secure. Their compact design ensures efficient use of space while providing reliable bike storage.

Specification		
Depth	Height	Width
285mm	335mm	90mm

# Street Furniture



### Sloper Bench Seat

A sustainable and eco-friendly seating solution, crafted entirely from 100% recycled materials and designed to be fully recyclable at the end of its life cycle. Its contemporary design makes it an ideal addition to various outdoor settings, including town centres, parks, golf courses, private gardens, and leisure facilities. The bench comes in two lengths, 1.7 and 3 meters. Supplied in a black as standard, custom colours can be requested to suit specific needs. The bench is delivered fully assembled, ready for immediate use.

Specification			
Length	Height	Depth	Weight
1.7m	900mm	500mm	94kg
3m	90mm	500mm	150kg



### Adult Moulded Bench Seat

Made from 100% recycled plastic, this bench is moulded and fully fabricated to ensure a solid, long-lasting structure perfect for any park, town centre, school, or recreational area. Designed to withstand the elements, the recycled plastic material is exceptionally tough, durable, and resistant to cracking or drying out, making it ideal for outdoor use. Available in a variety of sizes, shapes, and colours, the bench provides versatility to suit different design preferences, all while promoting an eco-friendly solution for public spaces.

Specification			
Length	Height	Depth	Weight
1.8m	440mm	360mm	49kg



### Straight or Curved Edge Bench

The Edge Straight Bench is an eco-friendly seating solution made from durable, recycled plastic and is available in a variety of colours to suit diverse outdoor spaces. Designed for all ground surfaces, this low-maintenance, backless bench is perfect for enhancing the appearance of parks, town centres, schools, leisure areas, and play zones. Additionally, the Edge Curved Bench can be used as a standalone piece or combined with others to create unique shapes, adding a modern, dynamic element to urban spaces. Customizable to meet specific needs, it can be manufactured in longer or shorter lengths upon request.

Specification			
Length	Height	Depth	Weight
1.8m	450mm	430mm	46kg



**plaswood**  
A Berry Global Brand

### Family Hero Round Picnic Table

The Family Hero Round Table is ideal for larger garden and outdoor spaces providing seating for up to 8 people comfortably.

Perfect for parks and playgrounds, the Family Hero Round Table is made from recycled materials making it strong, durable and maintenance free.

Specification			
Length	Height	Seat depth	Weight
1.85m	730mm	300mm	136kg



**plaswood**  
A Berry Global Brand

### Hero Connect Wheelchair Access Picnic Table

The Hero Connect picnic table provides wheelchair access on one side. Perfect for gardens, parks, schools, leisure or play areas. Being made out of recycled materials, it requires no maintenance over its lifetime as it is fully weatherproof and everlasting

Specification			
Length	Height	Depth	Weight
1.5m	735mm	1335mm	98kg



**plaswood**  
A Berry Global Brand

### Hero A-Frame Adult Picnic Table

The Hero A Frame is available in 3 sizes 1.2m, 2m and 3m picnic table is ideal for any outdoor area, from your own garden at home to school playgrounds, leisure centres or parks. Being made from recycled plastic, the Hero A Frame is durable, weather resistant and long-lasting

Specification		
Length	Height	Seat depth
1.22m	640mm	220mm
2m	735mm	210mm
3m	735mm	210mm



**plaswood**  
A Berry Global Brand

### Family Hero Round Picnic Table with Backrest

The Family Hero picnic table is made from 100% recycled plastic and can seat up to 8 people comfortably. Ideal for schools and colleges, this year round outdoor furniture will not rot, splinter, crack or degrade with age.

Specification			
Length	Height	Depth	Weight
1.85m	750mm	1825mm	175kg



**plaswood**  
A Berry Global Brand

### Space Saver Garden Set

The Space Saver Set is perfect for those who want to utilise their outdoor space. By design, the Space Saver Set maximises your space when not in use making it an ideal addition to your garden furniture.

Specification				
	Length	Height	Depth	Weight
Table	1.5m	750mm	640mm	135kg
Seat	1.3m	450mm	320mm	46kg



**plaswood**  
A Berry Global Brand

### Hero Access Walk-Through Picnic Table

The walk through picnic table provides easy access to those who want to sit at the table. An environmentally friendly alternative to hardwood, the Plaswood Picnic Benches will not rot, splinter or degrade. They are hard-wearing and can be manufactured in a number of different designs and colours

Specification			
Length	Height	Depth	Weight
1.5m	700mm	1460mm	161kg



### Double-Sided 6-8 Person Seat

The Premier Double-Sided Seat is a versatile and practical seating solution designed for a wide range of outdoor environments, including schools, leisure centres, parks, and green spaces. Constructed from recyclable polyethylene, the seat is exceptionally tough and durable, making it well-suited for outdoor use with minimal maintenance. Featuring black seating slats made from 100% recycled material, the seat combines sustainability with functionality.

Specification				
	Length	Height	Depth	Weight
6 Seater	1775mm	800mm	900mm	85kg
8 Seater	1975mm	800mm	900mm	93kg

### Premier Table and Bench Seats



This low maintenance and eco-friendly table and bench set is perfectly suited for outdoor gatherings at parks, pubs and other public spaces. Manufactured from 100% recycled plastic, it diverts waste from landfill as well as being very easy to clean and preserve.

It comes supplied pre-assembled with the choice of 2 seating sizes. It is also vandal-resistant, making it suitable for high-traffic public areas.

Specification				
	Length	Height	Depth	Weight
6 Seater	1850mm	410mm	560mm	37kg
8 Seater	2050mm	410mm	560mm	45kg
Table	2050mm	720mm	680mm	67kg

### RPS/5 Recycled Plastic & Steel Bench Seat

The RPS/5 Recycled Plastic & Steel Bench Seat has a pre-galvanised fully welded box section frame, that can be powder coated in a choice of colours and has brown recycled plastic slats.

This unit comes with pre-drilled feet for ground fixing. Additional options include welded box section ends and extended leg

Specification			
Length	Height	Depth	Weight
1800mm	750mm	550mm	30kg



# Bollards & Impact Protection



### Hinged Parking Post

Ideal for protecting your parking space or stopping people turning around in your driveway, the hinged parking post can also be used to improve security and act as a theft deterrent. The Hinged Parking Post is unlocked by pressing down on the cap and rotating the key (supplied with 2 keys) and is designed to fold down in either direction with an operational 4kg lift up weight.

It is fixed to the surface of the parking area rather than "cast in" and comes with a reflective high visibility band to ensure the post will always be seen.

Specification			
Height	Diameter	Width	Weight
695mm	60mm	200mm	6kg



### CSR Square Bollard

Recycled Plastic Square Bollard with Chamfered Top and Banded Plaswood recycled plastic bollards are a fantastic alternative to traditional materials

Our popular Chamfered Top, Square Based Bollards are available with reflective bands for added visibility. They can be used as a decorative marker or guiding post in any street, car park, rural area or other public place.

Specification			
Height	Diameter	Width	Weight
1440mm	140mm	140mm	23kg



### Manchester Fixed Bollard

Manchester style bollard is cast in Ultrathane 6000.

Fully pigmented and finished in black polyurethane paint. Incorporating integral mild steel core, 300mm root and anchoring bar. This bollard comes with the option for reflective tape at an additional charge.

Specification			
Height	Diameter	Depth	Weight
925mm	187mm	300mm	18kg



### Mitre Top Bollard

The AUTOPA Mitre Top Bollard has a modern and striking design. Aesthetically pleasing, this simple, elegant bollard is perfect for preventing unauthorised vehicle access or parking in communal areas.

Manufactured from galvanised mild steel, it is designed to look good on even the busiest sites for many years.

Also available in grade 304 stainless steel, this bollard is designed to remain aesthetically pleasing with minimal upkeep.

Supplied ragged (concrete in) as standard, flanged (bolt down) and colour coated versions are available upon request

Specification			
Height	Diameter	Depth	Weight
1000mm	76-193mm	400mm	7-23kg



### Impact Flex TR130 Bollard

TR130 is a root fixed impact flex bollard, designed typically for installation on conventional car parks, where the bollard is inserted 300mm into the ground and is held in place with Tarmac or concrete.

These bollards can be accessorised with reflective tape in red, white or yellow.

Specification		
Height	Diameter	Weight
1050mm	130mm	5.5kg



### Stainless Steel 1000mm Bollard

Contemporary and practical - this round stainless steel bollard will enhance any location. Stainless steel looks elegant and clean, with the added benefit of being easy to maintain. Plain Round Stainless Steel Bollards are ideal for use around pedestrian precincts, shops, pavements, play and parking areas, as part of traffic calming measures, pedestrianisation schemes and as a deterrent to ram-raiders.

The complete range of Plain Round Stainless Steel Bollards are available in diameters from 48mm to 204mm in Grade 304 or Grade 316 and available with extended legs for casting into concrete or with a flange plate for bolting down.

Specification		
Height	Diameter	Weight
1000mm	48-204mm	4-14kg



### Galvanised Hinged Stealth Parking Post

The original hinged parking post; is still the preferred choice for the protection of individual parking spaces throughout Britain, the Stealth Post has all the benefits of the original but with the further advantage of a fully flush to ground level socket. The extremely durable and reliable design of the parking post ensures your parking space will always be available. The reflective, high visibility band ensures your parking post will always be seen.

The Stealth Parking Post is unlocked by rotating the key (Supplied with 2 keys) and allowing the spring loaded lock barrel to move outwards. The post is then fully raised or lowered and relocked by pushing the lock barrel back in.

Specification		
Height	Diameter	Box Dimensions
580mm	60mm	195 x 805 x 105mm



### Door Guard

These Door Stops are designed to protect walls from being damaged by swinging doors.

An integrated rubber stopper acts as a shock absorber, preventing the door from hitting the steel frame.

Ideal for commercial and industrial sites, they are suitable for internal and external use and can be installed either individually or in pairs.

Available in 2 widths and in Galvanised or Stainless Steel.



Specification		
Height	Width	Weight
1100mm	800mm	15-29kg
1100mm	350mm	11-14kg



### EV Charging Point / Lamp Post Protection Hoop

Protect Your EV Stations & Street lights with our Strong Steel Hooped Bollards.

The Post Protector is ideal for busy car parks and Electric Vehicle Charging points. This post protector will help shield lamp posts, EV charging points and other fragile car park furniture from vehicle damage.

Manufactured from galvanised mild steel this protector sits at a car's bumper height and is designed to withstand the knocks and bumps that will inevitably occur.

Available with extended legs for casting into concrete or with a flange plate for bolting down.

Specification		
Height	Diameter	Width
1115mm	76mm	460mm
1000mm	90mm	520mm



### Traffic-Line 360 Column Protector

The TRAFFIC-LINE 360° Column Protector offers comprehensive protection for free-standing posts, columns, and masts against collisions. Designed for easy assembly, the formed tube sections fit securely around the structure, interlocking and bolting together for a robust, all-round shield. Once assembled, the protector is anchored to the ground with four sturdy base plates, ensuring stability. Constructed from high-grade steel, it provides durable, effective protection, safeguarding structures from damage with a simple yet strong design.

Specification				
Height	Inner Dia	Outer Dia	Leg Dia	Base Plate
600mm	254mm	350mm	33.7mm	115x32x5mm



### Black Bull Wall Corner Protection Guard

Protect property and machinery with BLACK BULL Corner Protection Guards. Seamless tube construction provides maximum strength and protection to your valuable assets. These guards compliment our BLACK BULL Protection Guard range to provide a complete solution for your workplace. Perfect use for protecting stock, traffic routes and work areas, separates different traffic routes (e.g. stacker lanes in warehouses and pedestrian traffic), machinery, supports, columns, shelving, loading ramps, equipment etc. Available for both indoor and outdoor use.

Specification		
Width	Height	Diameter
600mm	350, 600 & 1200mm	76mm



### Traffic-Line Column Protector

The TRAFFIC-LINE Column Protectors offer robust protection for vulnerable columns, exposed pipework, and similar structures from damage caused by motorised transport. Designed for easy "one-way" assembly, they feature strong steel construction that isolates the column from impact shock. Available in highly visible versions, these protectors ensure clear visibility and safety. Each guard requires 8 fixing bolts (supplied separately) for secure installation. Ideal for use in warehouses, logistic depots, factories, public buildings, and even for street posts and trees, these protectors are perfect for safeguarding key infrastructure.

Specification		
Height	Width	Depth
600mm	520mm	520mm
600mm	620mm	620mm
600mm	720mm	720mm

# Traffic Management



### EVO-N Rebound Traffic Bollard

A non-illuminated and passively safe bollard that's designed and independently tested to be fully compliant for use on the UK highway.

The Evo-N traffic bollard is perfect for both town and rural locations. Typically used as a rebound "keep left" sign bollard the Evo-N is robust, passively safe and compliant to BS 8442:2015. The Design of the Evo-N is the "evolution" of the TMP Flecta bollard. The Flecta was the first ever RSRB bollard developed in the UK and remains a firm favourite with Local Authorities.

Specification			
Width	Height	Depth	Weight
370mm	923mm	90mm	5kg



### Illuminated Night Owl

The Illuminated Night Owl is a one-piece, passively safe bollard built to BS 8442 Pt 14 standards, using advanced materials for a flexible, durable base that resists cracking. It's 75% more energy-efficient than traditional systems, offering high light output (Class L1) with minimal maintenance. Designed to withstand impacts up to 100 km/h, it reliably returns to an upright position. A protected Cree LED light source is mounted below ground level, and the bollard features retroreflective materials for high visibility. With single or double-sided options, an IP67-rated light box, and easy installation, it comes with a six-year warranty.

Specification			
Width	Height	Depth	Weight
395mm	1023mm	110mm	8.6kg



### Titan 2m Road Traffic Barrier

The Titan barrier with anti-trip feet is known for its high quality and versatile features. Made from 100% recyclable virgin Polypropylene, it boasts a durable one-piece injection-mold design with a 2-year colour fastness. The reflective panel meets EN12899-2 standards for safety and visibility, while built-in water apertures prevent weight build-up from collected water. Its clip system allows secure connection of multiple barriers, compatible with other brands as well. Additional options are available, though lead times may vary depending on your selection.


Specification		
Length	Height	Weight
2000mm	1005m	14.6kg



### Standard Steel Manual Barrier

The Standard Manual Barrier provides an ideal low cost solution to a wide variety of parking, road access and traffic management requirements. This durable, hard working barrier can be locked in either the vertical or horizontal position, providing excellent security to any specified area when required. Constructed from high quality steel and utilising a strong but lightweight aluminium pole arm counterbalanced by supporting weights, the Standard Manual Barrier offers an excellent and cost effective solution for locations or situations where a fully automated barrier entry system is either not required or is not cost effective.

Specification			
Height	Length	Depth	Weight
1200mm	3000-7000mm	600mm	48-73kg



### Traffic Line Park-Aid Wheel Stops

The Park-AID Wheel Stops are an effective method of preventing parking overruns. Now better than ever with improved surface finish, improved reflective panels and now include covers for the fixing bolt holes. Manufactured from highly compressed recycled rubber for a long service life. These wheel stops are suitable for cars and light goods vehicles. Highly visible from all sides the Park-AID Wheel Stops are highly adaptable to meet many requirements to reduce damage to vehicles and property, among them being car parks, glass fronted buildings, showrooms, EV Charging Points etc.

Specification		
Lengths	Height	Width
550, 900, 1200, 1800mm	100mm	150mm



### Traffic Control One Way Flow Plate

One Way Flow Plates control traffic flow to one direction only and are designed to work in groups to ensure full lane width coverage; a three metre wide road would typically require 6 One Way Flow Plates. As a vehicle passes over the plate, the flap is pushed over allowing the vehicle to pass, the rubber buffer on the reverse of the flap ensures noise is kept to a minimum. Once the vehicle has passed the flap returns to its upright position. The One Way Flow Plate is constructed from heavy duty steel which is then galvanised to ensure longevity.

Specification			
Width	Length	Height	Weight
300mm	200mm	290mm	19kg



### Traffic Line Parking Bay Markers

The TRAFFIC-LINE Parking Bay Markers provide a simple yet effective solution for clearly defining parking spaces and are particularly useful in deterring joy-riding in car parks. These markers serve multiple functions, including marking restricted zones and safeguarding loading ramps. Perfect for organised and secure car parking, they help maintain orderly spaces in various environments and enhance overall safety.

Specification			
Width	Length	Height	Weight
150mm	1200mm	45mm	8.5kg



### Traffic Line Hard Rubber Kerb Ramp

TRAFFIC-LINE Kerb Ramps provide an efficient and easy solution for vehicles, trolleys, and wheelchairs to mount kerbs smoothly. Available in two sizes to accommodate a wide range of applications, some ramps also feature yellow reflective panels for enhanced visibility. Their design includes channels in the base, allowing rainwater to pass through or serving as conduits for cables. Ideal for warehouses, industrial plants, private motorists, delivery vehicles, and public spaces, these ramps offer both functionality and convenience for various environments.

Specification		
Length	Width	Height
600mm	300mm	100mm
600mm	360mm	150mm



### Heavy Duty Surface Mounted Flow Plate

Surface Mounted Flow Plates are designed to control traffic flow in a single direction, working in groups to cover the full width of a lane. As a vehicle drives over the plate, a durable steel flap tilts to allow passage, then returns upright to restrict reverse movement. Constructed from heavy-duty, galvanized steel and coated in yellow for high visibility, these plates ensure longevity and effectiveness. They are not suitable for heavy goods vehicles (HGVs) and require a minimum vehicle clearance of 150mm.

Specification				
Width	Length	Height Open	Height Closed	Weight
360mm	250mm	110mm	45mm	7kg





### Speed Ramp Kits, 5 & 10mph

Manufactured in the UK, these durable ramps come with a 12-month warranty and are constructed from heavy-duty recycled PVC with a non-slip surface, making them safe for installation on block paving, concrete, or tarmac. Available in two speed options— 5 and 10 mph in solid black or high-visibility yellow with embedded cat's eyes for added visibility—these ramps are fully customisable in length with 500mm interlocking sections and end caps, securely installed using provided M12 Coach Screws and Nylon Plugs. For optimal effectiveness and safety, appropriate signage is recommended alongside these speed ramps.

Specification			
Height	Length	Width	Weight
50mm	500mm	480mm	12.5kg
75mm	500mm	480mm	12.5kg



### Traffic Line HGV Truck Wheel Stops

The TRAFFIC-LINE Truck Wheel Stop ECO is an essential solution for safely controlling the parking of HGVs, trucks, and coaches, protecting buildings and vehicles from potential damage. Made from 100% recycled material, it's built to last and fully recyclable at the end of its life, making it both cost-effective and sustainable. Each stop is easily installed with five included bolts and features drainage channels, while a bright yellow top band ensures high visibility. Ideal for warehouses, distribution centres, ferry ports, and coach parks, it can be fixed on concrete or tarmac and glued if required.

Specification		
Length	Depth	Height
1000mm	300mm	150mm



### Spion Observation Mirror

The SPION observation mirror is a trusted choice for roadside visibility and monitoring, offering reliable performance in a variety of settings. Designed to improve safety, it's ideal for entrances, exits, driveways, manufacturing areas, warehouses, production units, public buildings, and hospitals. Backed by a two-year guarantee against manufacturing faults, the SPION mirror provides dependable, high-quality visibility, enhancing awareness and preventing accidents in high-traffic areas.

Specification	
Diameter Circular	J wall Arm
300, 400, 500, 600, 700, 800mm	250mm



### Mirror Max Observation Mirror

The MIRROR-MAX Observation Mirror is a compact, wide-angle mirror designed to provide maximum visibility at 'T' junctions, often replacing the need for two standard traffic mirrors. This efficient design makes the MIRROR-MAX a highly cost-effective choice for enhancing safety. Ideal for both private and public traffic junctions, as well as confined spaces, manufacturing areas, warehouses, and gatehouses, it delivers reliable visibility in areas where monitoring is critical.

Specification			
Height	Length	Depth	Weight
400mm	750mm	160mm	5kg
420mm	850mm	190mm	7kg



### View Minder Eco Traffic Mirror

The VIEW-MINDER-ECO is a high-quality, shock-proof mirror crafted from clear acrylic, providing excellent durability and scratch resistance with its protective mirror coating. Its flameless design makes it a cost-effective option for traffic management, combining functionality with affordability. Lightweight and easy to handle, the VIEW-MINDER-ECO comes fully assembled and ready for installation, allowing a single person to position it quickly and efficiently.

Specification	
Rectangular	Bracket
400 x 600, 600 x 800 and 800 x 1000mm	60 / 76 mm



### Armorgard Barricade

The Barricade™ is a concertina, highly visible barrier; the perfect partner for those looking to clearly mark out a safe working area. Manufactured with a robust steel channel structure with no detachable parts and powder coat finish offers maximum durability – it is a solution that's built to last! The next generation, patent pending, 3-in-1 latching system; safely holds the barrier together when in the folded position, presents a handle for ease of carrying and allows for the 2.5m barrier to be daisy chained – there really is no limit to the Barricade! ...And when the job is done it can be stowed flat for storage and transportation.

Specification			
Height	Length	Width	Weight
830mm	2545mm (opened)	300mm	8kg
830mm	145mm (retracted)	300mm	8kg

# Material Handling



## Armorgard Ox Box

The robust and dependable solution for securing your tools and equipment. The Oxbox™ is a medium duty range of tool vaults designed for use where budget is a consideration. Despite the competitive price tag, there has been no compromising on quality; Oxbox™ shares many of the premium features found on its higher priced companion ranges, including locks, hinges, gas struts and paint finish, while its unique 'folded' construction delivers outstanding strength.

Specification			
	Length	Height	Depth
OX1	885mm	450mm	470mm
OX3	1210mm	645mm	625mm
OX4	1220mm	1185mm	600mm
OX6	1740mm	445mm	515mm



## Armorgard Tuff Bank

TuffBank sets the industry benchmark for quality. Hardened steel plates and anti-jemmy features make it virtually impossible to break into.

Now benefiting from a host of new features and optional extras including our innovative SlamStop for enhanced safety, and PowerShelf to turn your product into a secure charging station. Choose from 8 versatile sizes Powder coated for maximum durability Forklift skids for easy transportation.

Specification			
	Length	Height	Depth
TB1	950mm	460mm	510mm
TB12	1150mm	460mm	495mm
TB6	1925mm	640mm	615mm
TB21	760mm	640mm	615mm



## Single Cylinder Trolley

This range of gas cylinder trolleys offers secure storage and easy movement solutions for gas cylinders on your premises. Crafted from tubular steel and powder-coated in blue for enhanced durability, each trolley features a pierced base plate to aid in condensation dispersion. A galvanized chain is fitted to hold cylinders firmly in place, ensuring safe transport. Rear wheel models are equipped with 100mm swivel blue vulcanized rubber castors, providing low rolling resistance for smooth manoeuvrability.

Specification			
	Height	Width	Depth
Single Trolley	1050mm	483mm	520mm
Single Trolley w/wheels	1050mm	483mm	900mm



## Oxygen Acetylene and Propane Trolley

These Oxygen cylinder trolleys offer reliable storage and handling solutions for safe transportation around your premises. Constructed from durable tubular steel and powder-coated in blue, each trolley features a pierced base plate to minimize condensation build-up. Cylinders are held securely in place with a galvanized chain, ensuring stability during movement. Rear wheel models are equipped with 100mm swivel vulcanized rubber castors, which provide low rolling resistance for easy manoeuvrability.

Specification				
	Height	Width	Depth w/ wheel	Depth no wheel
Propane	1050mm	880mm	900mm	520mm
Acetylene	1050mm	760mm	900mm	520mm



## Gas Cylinder Wall Bracket

These gas cylinder stands and wall brackets provide secure storage for gas cylinders on your premises. Each stand and bracket features a galvanized chain to hold cylinders firmly in place, ensuring stability and safety. Coated in durable blue epoxy powder, they are designed to withstand wear. With a maximum cylinder diameter of 280mm, these holders are ideal for a variety of settings.

Specification			
	Height	Width	Depth
2 Cylinder	40mm	650mm	155mm
3 Cylinder	40mm	965mm	155mm



## Sack Truck- Heavy Duty and Standard

Sack trucks are designed to transport heavy items using an L-shaped ledge on two wheels with a handle to push the load. Commonly used in warehouses, retail, and home settings for moving boxes, sacks, or appliances and are ideal for transporting heavy items over short distances. Available in two sizes

Specification				
	Height	Width	Depth	Capacity
Heavy Duty	1210mm	580mm	600mm	250kg
Standard Duty	1000mm	425mm	420mm	150kg



### Toptruck Folding Foot Stair climber

The Folding Foot Stair climber is a heavy-duty sack truck with a 120kg capacity, designed for climbing stairs and curbs with ease thanks to its tri-star wheel configuration. Constructed from durable tubular steel, it features rubber-cushioned wheels with steel hubs (160mm diameter) for smooth handling. Its folding toe plate (365mm x 365mm) provides extra versatility when loading. Powder-coated in blue for added durability, this stair climber is ideal for transporting heavy loads, though it is not intended for tight turns.

Specification			
Height	Width	Depth	Capacity
1150mm	605mm	765mm	120kg



### Tapered Mobile Trucks

These versatile mobile tapered trucks are ideal for both commercial and industrial use, available in a variety of colours and capacities from 70 to 625 litres to meet diverse needs. Crafted from robust, food-grade polyethylene, they are watertight and designed for durability in demanding environments. With smooth surfaces for easy cleaning and stackable designs for efficient storage, these trucks are practical and user-friendly. Most sizes come with optional loose-fitting lids, and heavy-duty or rubber castors are also available for enhanced mobility. Choose from 10 different truck options, including 4 different colours, and capacity ranging from 72, 118 & 135 Litres to 270, 320, 455 and 626 Litres.

### 250 Litre Mortar Tub

These Black Mortar Tubs are constructed from medium-density polyethylene and made from recycled materials, ensuring both durability and sustainability. With robust 5mm-thick walls, they are built to withstand heavy use while remaining watertight for safe material handling. The smooth walls make cleaning easy, and their forklift-compatible design enhances convenience for transport and placement. Proudly manufactured in the UK, these tubs offer a reliable, eco-friendly solution for construction and industrial needs.

Specification				
Capacity	Height	Width	Length	Weight
250L	600mm	720mm	1040mm	15kg



### Food Grade Bottle Truck

These quality robust blue wheeled bottle trucks are constructed from medium-density polyethylene which are available in five different sizes, it is suitable for storing and transporting materials such as empty bottles & food ingredients.

The smooth surfaces allow for simple cleaning and maintenance, while the 4x 2" castors ensure the truck can be effortlessly manoeuvred.

Specification				
	Length	Width	Height	Weight
135L	650mm	450mm	650mm	8kg
150L	615mm	455mm	750mm	8kg
165L	820mm	455mm	620mm	8.5kg
165L	970mm	380mm	620mm	10kg
185L	670mm	615mm	620mm	8.5kg



### Mobile Ingredient Truck Bin

These Versatile Trucks are perfect for the storage, dispensation and movement of different contents, especially Food Ingredients.

Designed for safe storage and is great for the transportation of ingredients. This mobile truck provides an effective solution for an array of different contents especially for food environments such as bakeries, hotels, and restaurants.

Specification			
	Length	Width	Height
65L	580mm	293mm	730mm
90L	615mm	455mm	750mm
140L	820mm	455mm	620mm



### Weather Resistant Pockets

These industrial strength pockets are not only for use internally but due to their press seal weather-resistant fastening, they are also ideal for external usage. The pockets have sufficient room to carry A4-sized paperwork and also pens and other items required, perfect to keep those important documents clean and dry.

The pockets are available in horizontal or vertical formats and with either magnetic, self-adhesive or tie-on fixings.

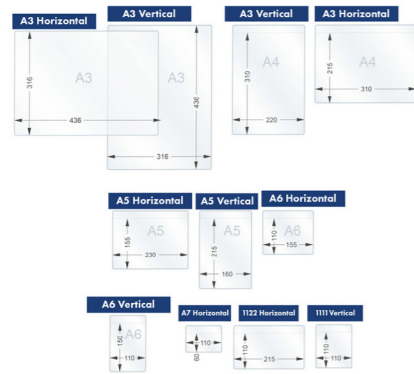


### Clear Document Pockets

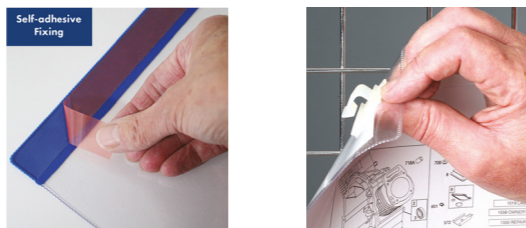

These industrial-quality document pockets are designed for versatility and durability, featuring various fixings to suit multiple surfaces and uses, including self-adhesive, magnetic, tie-on, and clip-on options. Built with welded edges for extra strength and security, they ensure documents stay safe and intact.

The clear design allows for easy scanning of barcodes on enclosed documents, making them ideal for tracking in busy environments. They keep important documentation clean and organized, accommodating inserts from A4 to A7 in both vertical and horizontal orientations.

Perfect for use across a wide range of workplaces—offices, retail spaces, educational institutions, and warehouses—these pockets offer reliable storage and display for essential documents.



Specification	
Fixings	Size
Clip-On, Magnetic, Self-Adhesive, Tie-On	110mm x 215mm, A3, A4, A5, A6, A7



### TRAFFIC-LINE Impact Corner Protectors

TRAFFIC-LINE Impact Protection Corner Protectors are easily fixed in position, these corner guards provide a high level of protection against damage caused by accidental contact from fork-lift trucks etc.

Specification				
	Height	Width	Length	Weight
Standard	90mm	90mm	800mm	2kg
Bullnose	115mm	115mm	800mm	2kg



### BLACK BULL Protection Guards

Protect property and machinery with BLACK BULL Protection Guards. Seamless tube construction provides maximum strength and protection to your valuable assets. Ideal use for protecting stock, traffic routes and work areas, separates different traffic routes (e.g. stacker lanes in warehouses and pedestrian traffic), machinery, supports, columns, shelving, loading ramps, equipment etc.

Specification		
Width	Height	Diameter
375mm, 750mm, 1000mm, 2000mm	350mm, 600mm, 1200mm	76mm



### BLACK BULL Column Protector

Optimal combination of steel and plastic to protect columns of all kinds/sizes.

The upright posts manufactured from high quality steel and the combination of lateral rails manufactured in polypropylene (PP) ensure both stable protection and provides dynamic force absorption to protect columns from collision damage.

Suitable for rectangular columns from 200 to 700 mm. The crossbeams can be cut to size on site if required.

Specification			
Height	Width	Depth	Weight
1000mm	100mm	100mm	79kg

# Landscaping Solutions



## 30kg Grit Bin / Divot Box

Designed for use at home, golf courses, driving ranges or at a small office, these bins are perfect for gritting your driveway, path, patio or car park or providing materials to repair divots and pitch marks.

Available in more subtle colours such as green and mottled grey, these bins blend into their surroundings perfectly.

### Specification

Capacity	Height	Width	Length	Weight
30kg	305mm	383mm	475mm	5kg



## Stackable HEX Grit Bin

Our best selling grit bins combine high quality with affordability and are popular with local authorities looking to site them at the roadside or in large car parks. All 3 bins in this range are stackable meaning they are extremely cost effective when bought in bulk. With capacities of 115 litre, 200 litre and 350 litre, we have a capacity for every requirement.

### Specification

Capacity	Height	Width	Length
115 L	605mm	475mm	800mm
200 L	720mm	520mm	1020mm
350 L	750mm	725mm	1200mm



## HEX 170 Litre Grit Bin

The popular 170 Litre Grit Bin combines high quality with affordability. Now with the added feature of the moulded-in lock feature helping to secure your bin when used in public areas.

### Specification

Capacity	Height	Width	Length
170 L	640mm	520mm	1000mm



## Cresco Manual Spreader

The Cresco 8SW Pedestrian Spreader is ideal for users focused on summer lawn maintenance, including seed and fertiliser application, with the versatility to occasionally spread salt in winter. Equipped with a summer slider, it adjusts efficiently for lawn care while providing limited winter capability. For those seeking greater adaptability, the Cresco 10SW Rock Salt Spreader takes these strengths further by including both summer and winter sliders, enhancing its durability and performance year-round. This model allows precise control over the flow of both grit and seed, catering to seasonal needs.

For the highest demands, the Cresco 20SW boasts advanced features like pneumatic tires, which provide excellent traction on both grassy and icy surfaces, and a robust gearbox for consistent spreading. Its dual sliders allow fine-tuned adjustments for different materials, ensuring effective dispersal with every use. A tubular steel stand offers stability during filling, and the solid linkage between handlebar adjuster and slider delivers precise control. Designed for long-term use, the 20SW includes user-friendly features such as a cushioned T-shaped adjuster, making it the premium choice for those with extensive spreading requirements.



### Specification

	Height	Width	Depth	Capacity
8SW	820mm	790mm	450mm	30L
10SW	890mm	850mm	450mm	30L
20SW	890mm	880mm	500mm	30L

# HEYN

## ENVIRONMENTAL

Email: [Environmental@heyn.co.uk](mailto:Environmental@heyn.co.uk)

Tel: +44 (0)2890 350020

Web: [heyn.co.uk/environmental](http://heyn.co.uk/environmental)

1 Corry Place, Belfast, BT3 9AH, Northern Ireland